70*140mm

正反12面，5折，中文朝上



CYANSKY

赛思铠

H1R PRO

便携搜救手电

使用说明书

产品参数

模式	超强	高亮	中亮	低亮	超低亮	闪烁	SOS
电流	2	10	200	450	1200	1200	200
亮度流明	230	40	15	7	2	4	10
时间	96	120	275	410	900	/	/
实际电量	520	3600	10225	4200	20000	/	/
伸缩变焦	2.5K
防水防尘	IP65(大于等级)
尺寸	135.6mm（长度）*40mm（头部直径）*27.8mm（筒身直径）
重量	189克(含三节电池)
工作温度	-10℃~50℃(-12℉~122℉)
储存温度	-20℃~60℃(-5℉~140℉)
工作电压范围	2.8V~4.6V
电池型号	大产品配置21700/20700锂电池，请查看使用说明书

配21700大产品配置两颗18650/20700/21700锂电池，请查看使用说明书

配H1R PRO大产品配置两颗18650/20700/21700锂电池，请查看使用说明书

请参阅产品说明书，以了解有关电池类型、尺寸、容量和兼容性的信息。

请参阅产品说明书，以了解有关工作电压范围、工作温度和电池兼容性的信息。

请参阅产品说明书，以了解有关防水防尘等级的信息。

放电曲线

产品描述

操作说明

开/关机: 单击开、关机。开机进入记忆档位（注意只有四挡，低、中、高和闪烁记忆）。

改变亮度: 开机状态下，长按，松一中间一段循环，释放按键选定亮度。

调高档: 长按此选下次使用。

低档: 在最小亮度下快速三击，单击关机或长按调高。

SOS: 在最小模式下快速三击，单击关机或长按调高。

智能降低: 当机身温度达到危下的高温或电压低以上，低亮度自动降回到这类亮度设定电。键按状态下高亮或者闪烁之以解除，闪烁之后应点亮常常用时保存开关。

智能降低:
为保证照明安全，以下情况产品会智能降低亮度
• 电池电量不足时，产品会降低亮度以延长使用时间等当前模式工作模式，直到电压恢复到正常。
• 电池电量不足或产品温度过高时，产品会自动关机。
• 产品温度过高时，为保证安全，产品会自动降低产品亮度，以避免产品进一步升温。

低电量提示:
当电池电量不足时（3V），当前工作的灯位灯每3分钟闪烁三次，提示电池电量低，需要充电或更换电池。

电量显示:
开机状态下灯位显示当前电量，电量指示灯在开机3秒后熄灭。

电量在75%-100%	电量指示灯显示绿灯
电量在50%-75%	电量指示灯显示黄灯
电量在25%-50%	电量指示灯显示红灯
电量在25%以下	电量指示灯红灯闪，提示电量不足

注意：以上为三节电池电量

充电操作: 将充电线插入充电口，支持5V/2A充电，充电时电量指示灯显示红灯，绿灯为满电，2个小时左右充满。

放电操作: 使用附带的USB转接头或C-C充电线进行放电，支持大功率放电输出，最大电流可达3.2A，放电时电量指示灯红灯闪烁，充满电后指示灯熄灭。

注意:
• 充电电压请按下充电线。
• 请勿过度放电。
• 请勿过热使用，不当使用无效。

注意事项

• 避免摔跌，请轻拿轻放保养。
• 二氧原因或人为造成下摔跌请产品。
• 请勿拆开维修或改装产品或入水中。
• 请勿将产品放置在高温、潮湿、强光、强入火中或腐蚀环中。
否则可能会发生起火或爆炸。
• 产品清洁时，请勿使用汽油、否则会造成塑料件变形或腐蚀。
• 产品长时间放置不使用，请将电池从手取出，并妥善存放于阴凉干燥处。
• 请勿将产品放置在易发生碰撞、过产品摔跌环境，避免因摔跌导致损坏。
• 请使用带有为电池长时间充电等原因造成爆炸等。不要用5V以上的其他电源或型号充电。否则会损坏产品电池。

保修条款

• 自购产品日期起2年以内，在正常使用情况下，如因产品质量问题，客户可选择更换产品，并由产品公司负责可运输费用。
• 自购产品日期起2年以内，如因客户原因或产品保证范围以外的原因，客户需自行承担产品维修费用。
• 以免费换新的，已客户品质保证之日起计算，7天内（包括7天），客户可正常使用情况下，由客户品质量问题，因此变色等外观缺陷，3年后可以进行有限换新，只限换新产品。
• 由质量保证时间（保修时），因物流原因或明显因上的物流等物流原因的物品损坏或物流丢，由经销商进行质量保证问题，确认后进行物流原因保证。
以下情况不在保证范围内，不提供免费维修：
• 已超保期，需自费维修或更换。
• 根据客户需要定制操作造成的损坏；
• 因不当使用或操作不当造成的损坏；
• 正常磨损；
• 电池漏液；
• 因未按照说明书操作；
• 非原厂配件；
• 非原装充电器。

UKCA

CE、WEEE、FCC、RoHS 2.0、UKCA、海运/空运运输鉴定报告。

包装清单

H1R Pro手电、使用说明书、1*18650电池、防水圈、挂绳、磁铁、说明书、USB转接头、防尘盖、手电、筒身、变焦头。

东莞市亦明电子有限公司

网址：https://www.cyanskylight.com
邮箱：info@cyanskylight.com
电话：0769-82302009
地址：广东省东莞市大岭山镇白芙山中路7号向东科技工业园

CE FC UK

CYANSKY

H1R PRO

Portable Search and Rescue Flashlight

User Manual

Specifications

MODE	BOOS	LOW	MED	HIGH	TURBO	STROBE	SOS
OUTPUT CURRENT	2	10	200	450	1200	1200	200
ELECTRIC QUANTITY	230	40	15	7	2	4	10
ELECTRIC QUANTITY	96	120	275	410	900	/	/
ACTUALLY ELECTRIC	520	3600	10225	4200	20000	/	/
IMPACT RESISTANCE	2 Meters
SUBMERSIBLE	IP65(Not meters underwater)
SIZE	135.6mm*40mm*27.8mm
WEIGHT	189g (excluding battery)
WORKING TEMPERATURE	-10℃~50℃(-12℉~122℉)
STORAGE TEMPERATURE	-20℃~60℃(-5℉~140℉)
WORKING VOLTAGE RANGE	2.8V~4.6V
BATTERY CONFIGURATION	The product is compatible with 21700/20700 Li-ion batteries. Please refer to the product manual for details.

The product is compatible with 21700/20700 Li-ion batteries. Please refer to the product manual for details.

Battery and electronic components are sensitive to temperature, using a 21700/20700 4000mAh 20700 lithium battery at 25°C (77°F) and 50% relative humidity as a reference, the actual battery capacity and actual performance may vary with battery and usage conditions. Please prevent overheating or heavy impact to the total duration of the smart protection function.

Discharging Curve



Product Illustration

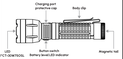

Operation Instructions

Power ON/OFF: Click the button to turn on/off. When turned on, it remembers the last used mode (with FC/CE/UKCA, HIGH mode).

Adjust brightness: Long press to cycle through LOW → MED → HIGH → release to select brightness.

BOOS: In the off-state long press.

TURBO: Double-click brightness decreases gradually based on battery voltage and temperature.

STROBE: Triple-click clicks once or long press to exit.

SOS: In Strobe, triple-click, click once or long press to exit.

Low Battery Warning: When battery is low, the current working mode will automatically reduce the brightness under the following circumstances:
• When battery voltage drops below the specified level, it will gradually reduce the current working mode until it reaches smallest mode.
• When the battery level cannot support lighting, the product will shut down automatically.
• When the product temperature exceeds the safety value, the product will automatically reduce brightness to prevent damage to the product and harm to the user.

Low Battery Warning:
When battery is low, the indicator flashes three minutes indicating low battery (30 Battery needs to be charged or replaced.

Battery Level Indicator:
Shows current battery level for 3 seconds when turned on.

The battery is between 75% and 100% charged	Battery level LED indicator shows green light
The battery is between 50% and 75% charged	Battery level LED indicator shows yellow light
The battery level is between 25% and 50%	Battery level LED indicator shows red light
Battery capacity is below 25%	Battery level LED indicator shows red light flashes three times every 3 seconds

Note: No display of power level shows 4.2V

Charging: Insert the charging cable into the charging port. support 5V/2A charging. The power indicator shows red light when charging, green light in full power. It takes 2 hours to charge in about 2 hours.

Discharging: Use the included USB adapter or C-C charging cable for discharging operation. does not support fast charging output. maximum output 5V/3A. The power indicator flashes red when discharging, and the indicator light turns off when fully charged.

Notice:
• When unplugging the charging cable after charging and discharging, and cover the USB cap to avoid foreign objects or liquids from entering.
• Charging and discharging are not supported when using 2 batteries.

Caution

• Please fully charge the battery before first use.
• Please read the instructions carefully before operation.
• Do not put the product with opened cover into water.
• Do not short-circuit the battery terminals, or place the battery near a fire or a microwave, as this may cause a fire or explosion.
• The product has high brightness, please do not look directly at the light source, as it may cause eye damage and temporary blindness.
• Please remove the batteries when the product is left unused. Store in a cool, dry place to avoid battery leakage. Do not hold the product power off to avoid mistakenly lighting up while carrying.
• Please use the recommended power adapter with 5V output making for charging. other power adapters above 2v are not supported for charging, otherwise the internal circuit will be burnt.

Warranty Terms

• For the first 15 days from the date of sale, if there is a product quality problem under normal use, customers can choose to replace the product, and the product must meet the specifications of the product of the same model and specification has been discontinued, it will be replaced with a product of the same brand and Also with not lower performance.
• 3 year free warranty period from the date of sale, the Sony battery is not included in the warranty period (the Sony battery). If there is a product quality problem under normal use, customers can choose to replace the product, but the product repair service will be provided, only cost free will be charged.
• Beyond the warranty period, customers may choose to contact the dealer with the "Warranty Card" and "Purchase Invoice" on receipt, or the code provided by the online retailer, and the dealer will contact the manufacturer. Our company will provide service support to the dealer.

Warranty service does not include any damage or malfunction caused by the following:
• Unauthorized falling from height, modification or dismantling
• Damage caused by rough or mistaken operation.
• Damage caused by improper use, storage or maintenance.
• Normal wear and tear.
• Battery leakage.
• Damage to the product caused by saltwater.
• Delivery overflowing.

Certifications

CE、WEEE、FCC、RoHS 2.0、UKCA、seaair sofa transport

Included

H1R Pro flashlight, sealing gasket, 1*18.2650 battery, waterproof ring, charging cable, instruction manual, USB adapter, certificate of conformity, hand strap, clip, warranty card.

CYANSKYLIGHT CO., LTD

Website: https://www.cyanskylight.com
Email: info@cyanskylight.com
Tel: 0086-769-82302009
Add: No.7# Building, Dongsheng Technopark, 7# Xinxin, Xiangbai Road, Dalingshan Town, Dongguan, 523805, CHINA

CE FC UK