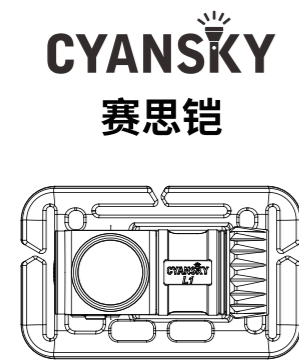


# L1说明书尺寸：高85mm\*宽55mm



**CYANSKY**  
赛思铠

**L1**  
轻量化越野跑头灯

使用说明书

**产品参数**

项目	主灯照明				副灯照明	
	低亮	中亮	高亮	超亮	红光常亮	红光闪烁
亮度(Lumen)	25	120	350	800	2	2
续航(小时)	20	8	4	2	35	70
射程(米)	12	23	53	87	/	/
发光强度(Candela)	36	132	702	1892	/	/
防水等级	IP68(水下2米)					
尺寸	72.3*34*44.5毫米					
重量	整机+配件76g					
工作温度	-30°C~50°C / -22°F~122°F					

注：以上数据根据ANSI / PLATO FL1标准，使用一节CYANSKY 800mAh锂电池在25°C±2°C，湿度50%~80%的环境下，于CYANSKY实验室环境中测试所得数据，实际使用中可能会因电池及使用环境改变而改变。  
综合续航时间为产品电路智能降档测试的累计续航时间总长。

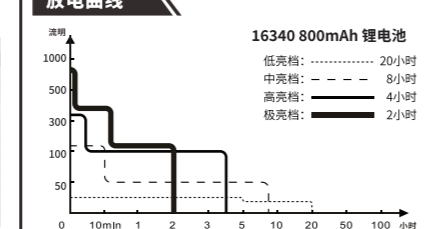
**包装清单**

L1头灯(含支架、灯带)、绝缘片、1\*BL1608S电池、防水圈、充电线、说明书、吊牌、保修卡。

**认证**

CE、WEEE、FCC、RoHS2.0、UKCA、海运/空运运输鉴定报告。

**放电曲线**



**16340 800mAh 锂电池**

低亮档: ----- 20小时  
中亮档: - - - - - 8小时  
高亮档: - - - - - 4小时  
极亮档: \_\_\_\_\_ 2小时

**操作说明**

**开/关机:**  
长按开关0.5秒开/关机，开机进入记忆档位。(极亮档不在记忆档位中)

**改变亮度:**  
单击开关调节亮度(低-中-高循环)，双击开启极亮档。

**红光模式:**  
长按按键1.2秒，切换到红光模式，单击切换红光常亮、闪烁。

**锁定和解锁:**  
快速双击开关，此时红灯闪烁两次并熄灭，代表头灯进入锁定状态；  
锁定状态下，以下两种方式均可解锁：  
1: 快速双击开关解锁；  
2: 连接充电线，头灯自动解锁(充电解锁方式头灯不会闪烁)；

**充电操作:**  
翻开充电口保护帽，将接通电源的充电线插入Type-C充电口，充电时显示红灯，充满显示绿灯，5V/1A电流充电，1.5小时左右充满；充满后按下充电线，盖上USB保护帽，避免异物或液体进入。充电时可以开启主灯。

**电量显示:**  
关机状态单击按键/开机显示电量，电量指示灯3秒后熄灭(CR123A电池不显示电量)；  
电量在80%以上显示绿灯；  
电量在50%~80%，绿灯闪烁；  
电量在20%~50%之间，显示红灯；  
电量在20%以下，红灯闪烁，提示电量不足。

**低电量提示:**  
电量不足时，电量指示灯红灯以每秒闪烁3次持续闪烁，当前工作的LED灯每3分钟闪烁三次，提示更换电池或者充电。

**低电降档:**  
检测到电池电压低于3.0V，主白光灯点亮后会逐步自动降低当前工作档位，直到降低到低亮档。

**限时保护:**  
产品极亮档具有限时保护设计，在极亮档工作时，800流明亮度下工作1分钟左右，会逐渐降低到700流明左右，然后会根据温度安全性来调节亮度。

**温控保护:**  
产品温度高于安全值，会通过温控降低产品亮度，以避免产品损坏和危及用户，当温度降低到安全值后，产品亮度会逐渐上升。

**支架角度调节:**  
支架可以向上和向下调节各90度角；实现180度角度调节。


**温馨提示:**  
携带不用时请将电池盖旋松半圈，让产品断电，避免在携带时误点亮，如果在携带中误点亮，会耗掉电能，同时也可能会因产品发热而烧坏头灯周围物体。

**注意事项**

- 请在产品放置不用时取出电池；
- 儿童须在成人的监督下使用本产品；
- 产品亮度高，请勿直视，否则会造成眼睛伤害和短暂失明；
- 请勿将装有电池的产品投入火中，否则会发生爆炸；
- 请勿将打开电池盖或USB盖的产品投入水中；
- 请勿将电池的正负极短接。
- 请勿将带电池的产品放入微波炉内，否则会发生爆炸。

**保修条款**

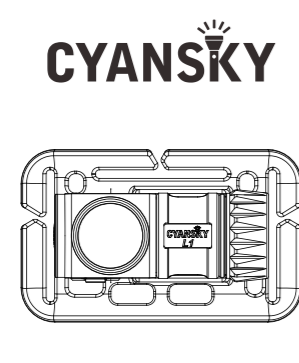
- 灯具产品自售出之日起15天内，在正常使用情况下，出现产品质量问题，客户可选择更换新品，所换产品应为同型号同规格的新品；如同型号同规格的产品停止生产时，则调换不低于原产品性能的同品牌同类产品。
- 5年免费保修期：灯具产品自售出之日起5年内(电池1年内)，用户在正常使用情况下，出现产品质量问题，则享受免费维修服务。5年后可以进行有偿维修，只收取成本费。
- 消费者保修时凭《保修卡》、购物发票或收据或网上购物时零售商提供的导购与经销商联系，由经销商对消费者提供服务，我公司将对经销商提供服务支持。
- 保修服务不包括由以下原因造成的任何损坏或故障：
  1. 过高掉落、擅自拆卸或改造；
  2. 使用、存放或维护不当；
  3. 电池漏液；
  4. 盐水和腐蚀性损坏机组；
  5. 维护不当造成的损坏；
  6. 普通磨损/褪色。



**东莞市亦明电子有限公司**

网站: <http://www.cyanskylight.com>  
邮箱: [cs@cyanskylight.com](mailto:cs@cyanskylight.com)  
电话: 0769-82829209  
地址: 广东省东莞市大岭山镇白泥山中路7号向东科技园2号楼6楼

CE FC UK CA



**CYANSKY**

**L1**

Rechargeable Lightweight Trail Running Headlamp

User Manual

**Specifications**

FLI STANDARD	Main Light				Secondary Light	
	LOW	MED	HIGH	TURBO	Red	Red flash
OUTPUT(Lumen)	25	120	350	800	2	2
RUNTIME(hours)	20	8	4	2	35	70
DISTANCE(meters)	12	23	53	87	/	/
INTENSITY(Candela)	36	132	702	1892	/	/
IMPACT RESISTANCE	2M					
WATERPROOF	IP68 (2 meters underwater)					
SIZE	72.3*34*44.5mm					
WEIGHT	76g(battery and accessories included)					
WORKING TEMPERATURE	-30°C~50°C / -22°F~122°F					

Note: The above data is based on the ANSI/PLATO FL1 standard. The data was obtained from testing in the CYANSKY laboratory environment using a CYANSKY 800mAh lithium battery at 25°C ±2°C and 50%-80% humidity. Actual usage may vary due to battery and environmental changes. The comprehensive endurance time is the cumulative endurance time obtained from intelligent downshifting testing of the product circuit.


**Included**

L1 Headlamp (including bracket and light strip), insulating sheet, 1 BL1608S lithium battery, waterproof ring, charging cable, user manual, hanging tag, warranty card.

**Certification**

CE, WEEE, FCC, RoHS2.0, UKCA, sea/air safe transport.

**Discharging Curve**



**16340 800mAh Lithium Battery**

LOW: ----- 20 Hours  
MED: - - - - - 8 Hours  
HIGH: - - - - - 4 Hours  
TURBO: \_\_\_\_\_ 2 Hours

**Operating Instruction**

**Power on/off:**  
Press and hold the button for 0.5 seconds to turn on/off the headlamp. The headlamp will turn on to the memorized mode. (Turbo mode is not included in the memory settings.)

**Adjust brightness:**  
Single-click the button to adjust brightness (low-medium-high cycle). Double-click to TURBO mode.

**Red light Modes:**  
Long press the button for 1.2 seconds to switch to red light mode, and single-click to switch between constant red light and flashing.

**Lock and Unlock:**  
Quickly tap the button four times. At this time, the red light flashes twice and goes out, indicating that the headlamp is in the locked state.

In the locked state, the following two methods can unlock:  
1. Quick quadruple tap to unlock switch.  
2. Connect the charging cable, the headlamp will unlock automatically

(the charging unlocking method will not cause the headlamp to flash).

**Charging Operation:**  
Open the charging port protective cap, insert the charging cable connected to the power supply into the Type-C charging port, the red light will be displayed during charging, and the green light will be displayed when fully charged. It takes about 1.5 hours to fully charge with a 5V/1A current. After fully charged, unplug the charging cable, cover the USB protective cap to prevent foreign objects or liquids from entering. The main light can be turned on during charging.

**Battery Level Display:**  
When the power is off, click the button to display the battery level, and the battery indicator light will go out after 3 seconds (the battery level will not be displayed when using CR123A battery).  
The green light is displayed when the battery level is above 80%.  
The green light flashes between 50% and 80%.  
The red light is displayed between 20% and 50%.  
The red light flashes when the battery level is below 20%, indicating low battery.

**Low Battery Warning:**  
When the battery is low, the battery level indicator flashes red three times per second continuously, and the LED light currently in operation flashes three times every 3 minutes, indicating that the battery needs to be replaced or charged.

**Low Battery Downshift:**  
When the battery voltage is detected to be lower than 3.0V, the current working gear of the main white light will gradually decrease until it reaches low brightness.

**Time-limited Protection:**  
The extreme brightness mode of the product is designed with time-limited protection. When working in extreme brightness mode at a brightness of 800 lumens, it will gradually decrease to ground 700 lumens after about 1 minute of operation, and then adjust the brightness according to temperature safety.

**Temperature Control Protection:**  
When the product temperature exceeds the safe value, it will lower the brightness through temperature control to avoid damage to the product and harm to the user. When the temperature drops below the safe value, the brightness of the product will gradually increase.

**Bracket Angle Adjustment:**  
The bracket can be adjusted upward and downward by 90 degrees each, achieving a total angle adjustment of 180 degrees.

**Reminder:**  
Please loosen the battery cover half a turn to cut off the power to avoid accidental illumination during carrying. If accidentally illuminated during carrying, it will consume energy and may burn surrounding objects due to product heating.


**Caution**

Please remove the battery when the product is not in use. Children should use this product under the supervision of adults. Do not stare directly at the high brightness of the product, as it may cause eye damage and temporary blindness. Do not throw the product with batteries into the fire, as it may cause an explosion. Do not immerse the product with opened battery cover or USB cover in water. Do not short-circuit the positive and negative poles of the battery. Do not put the product with batteries into the microwave oven, as it may cause an explosion.

**Warranty Terms**

- For the first 15 days from the date of sale, if there is a product quality problem under normal use, customers can choose to replace it with a new product of the same model and specification. If the product of the same model and specification has been discontinued, it will be replaced with a product of the same brand and class with not lower performance.
- 5-year free warranty period: From the date of sale, the lamp product has a free warranty period of 5 years (1 year for batteries). If there is a product quality problem under normal use, the user can enjoy free repair service. After 5 years, paid repair service will be provided, only cost fees will be charged.
- When consumers seek warranty service, they should contact the dealer with the "Warranty Card", shopping invoice or receipt, or the code provided by the online retailer, and the dealer will provide service to the customer. Our company will provide service support to the dealer.

Warranty service does not include any damage or malfunction caused by the following reasons:  
- Dropping from high altitude, modification or alteration without permission;  
- Damage caused by rough or mistaken operation;  
- Damage caused by improper use, storage or maintenance;  
- Normal wear and tear;  
- Battery leakage;  
- Corrosion of the unit caused by salt water;  
- Ordinary wear/fading.



**CYANSKYLIGHT CO., LTD**

Web: <https://www.cyanskylight.com>  
Email: [info@cyanskylight.com](mailto:info@cyanskylight.com)  
Tel: +86-769-82829209  
Address: 601, 2# Building, Xiangdong Technopark, 7# Bainishan Middle Road, Dalingshan Town, Dongguan, 523000, China

CE FC UK CA